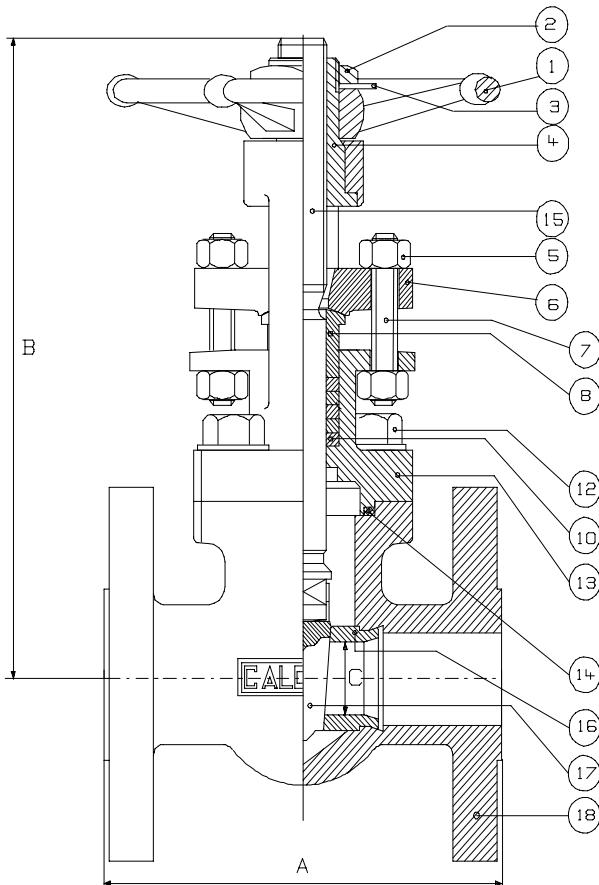


## VALVE DATA SHEET

FLOW CONTROL COMPANY LTD

ORDER POR00016  
ITEM : 7.00 ÷ 7.05



CALOBRI FIG.: **S1F A105-F6HFS**  
**GATE VALVE S.150 O.S & Y SQUARE BOLTED  
BONNET REDUCED BORE FLANGED ENDS**

### LIST OF COMPONENT / MATERIAL SPECIFICATION

001	HANDWHEEL	CARBON STEEL
002	WHEELNUT	CARBON STEEL
003	NAMEPLATE	ALLUMINIUM
004	YOKE NUT	ASTM A582 TYPE 416
005	GLAND NUT	ASTM A194 2H
006	GRAND FLANGE	ASTM A105
007	GLAND STUD	AISI 410
008	GLAND	ASTM A276 TYPE 410
009		
010	PACKING	GRAPHITE
011		
012	BOLTS	ASTM A193 B7
013	BONNET	ASTM A105
014	GASKET	316+GRAPHITE SPIRAL WOUND
015	STEM	ASTM A276 TYPE 410
016	SEAT	ASTM A276 TYPE 410 + STELLITE GR.6
017	WEDGE	ASTM A276 TYPE 410
018	BODY	ASTM A105
019		
020		

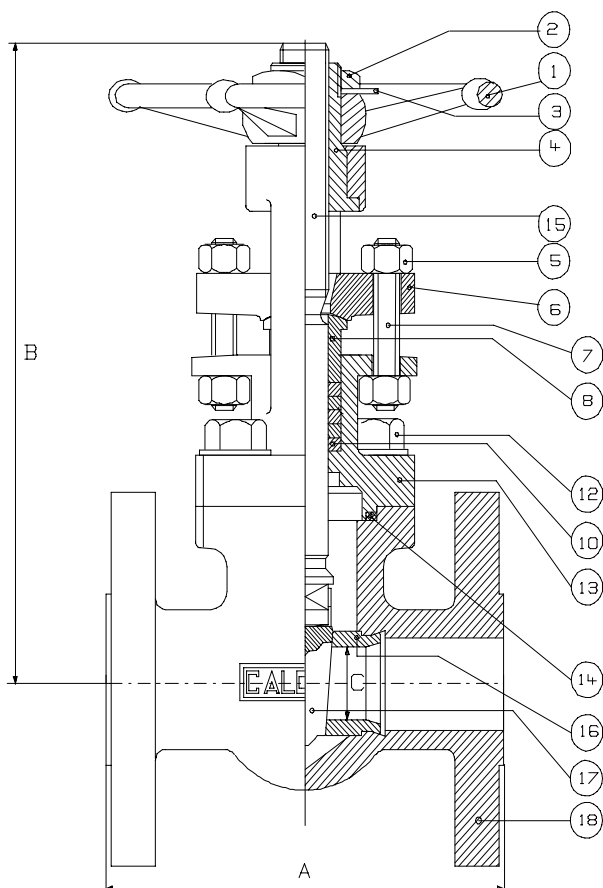
### DIMENSION AND WEIGHT

REDUCED BORE		A	B	C	Weight Kg.
Dn	Fig.n°	End to end	Centre to open	Bore Diam.	
-					
15	S1F	108	170	10	3,4
20		118	195	14	3,8
25		127	203	19	5,7
32		-	-	-	-
40		165	243	30	9,7
50		178	262	37	13,2
-					

## VALVE DATA SHEET

FLOW CONTROL COMPANY LTD

ORDER POR00016  
ITEM : 8.00 ÷ 8.05



CALOBRI FIG.: **S3F A105/F6HFS**  
**GATE VALVE S.300 O.S & Y SQUARE BOLTED**  
**BONNET REDUCED BORE FLANGED ENDS**

### LIST OF COMPONENT / MATERIAL SPECIFICATION

001	HANDWHEEL	CARBON STEEL
002	WHEELNUT	CARBON STEEL
003	NAMEPLATE	ALLUMINIUM
004	YOKE NUT	ASTM A582 TYPE 416
005	GLAND NUT	ASTM A194 2H
006	GRAND FLANGE	ASTM A105
007	GLAND STUD	AISI 410
008	GLAND	ASTM A276 TYPE 410
009		
010	PACKING	GRAPHITE
011		
012	BOLTS	ASTM A193 B7
013	BONNET	ASTM A105
014	GASKET	316+GRAPHITE SPIRAL WOUND
015	STEM	ASTM A276 TYPE 410
016	SEAT	ASTM A276 TYPE 410 + STELLITE GR.6
017	WEDGE	ASTM A276 TYPE 410
018	BODY	ASTM A105
019		
020		

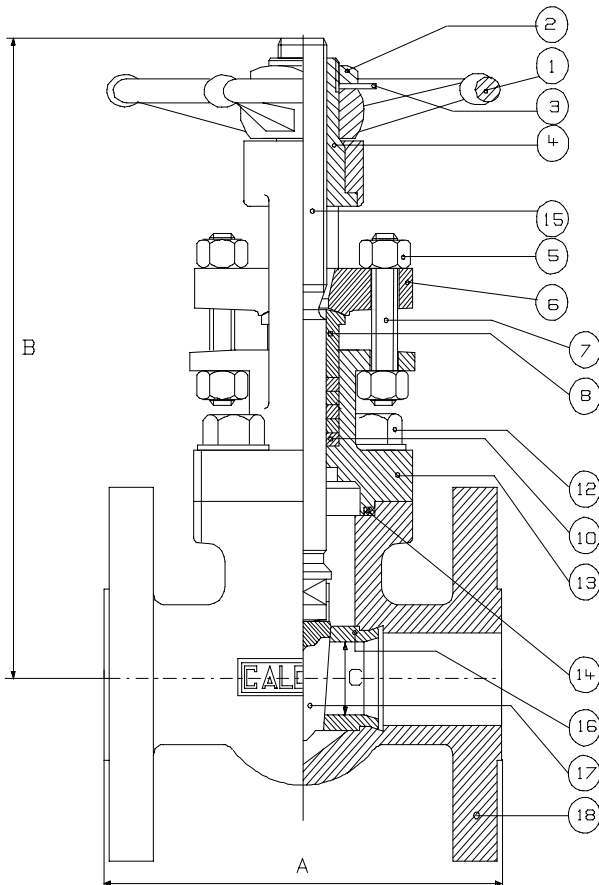
### DIMENSION AND WEIGHT

REDUCED BORE		A	B	C	Weight Kg.
Dn	Fig.n°	End to end	Centre to open	Bore Diam.	
-					
15	S3F	140	170	10	3,9
20		153	195	14	5,0
25		165	203	19	6,2
32		-	-	-	-
40		191	243	30	12,0
50		216	262	37	16,50
-					

## VALVE DATA SHEET

FLOW CONTROL COMPANY LTD

ORDER POR00016  
ITEM : 9.00 ÷ 9.05



CALOBRI FIG.: **S6F A105/F6HFS**  
**GATE VALVE S.600 O.S & Y SQUARE BOLTED  
BONNET REDUCED BORE FLANGED ENDS**

### LIST OF COMPONENT / MATERIAL SPECIFICATION

001	HANDWHEEL	CARBON STEEL
002	WHEELNUT	CARBON STEEL
003	NAMEPLATE	ALLUMINIUM
004	YOKE NUT	ASTM A582 TYPE 416
005	GLAND NUT	ASTM A194 2H
006	GRAND FLANGE	ASTM A105
007	GLAND STUD	AISI 410
008	GLAND	ASTM A276 TYPE 410
009		
010	PACKING	GRAPHITE
011		
012	BOLTS	ASTM A193 B7
013	BONNET	ASTM A105
014	GASKET	316+GRAPHITE SPIRAL WOUND
015	STEM	ASTM A276 TYPE 410
016	SEAT	ASTM A276 TYPE 410 + STELLITE GR.6
017	WEDGE	ASTM A276 TYPE 410
018	BODY	ASTM A105
019		
020		

### DIMENSION AND WEIGHT

REDUCED BORE		A	B	C	Weight Kg.
Dn	Fig.n°	End to end	Centre to open	Bore Diam.	
-	S6F	165	148	10	4.0
15		191	163	14	5.2
20		216	178	19	7.5
25		-	-	-	-
32		241	243	30	15.0
40		292	262	37	20.5
50		-	-	-	-