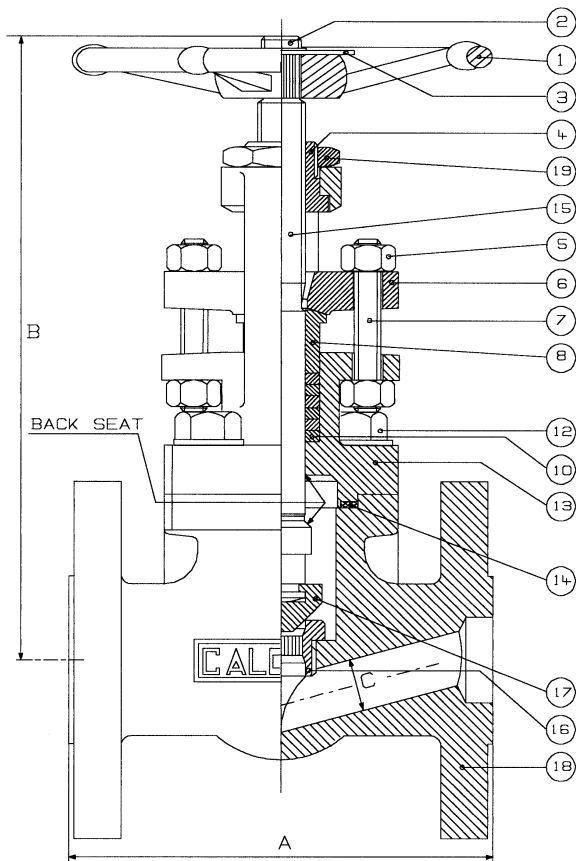


VALVE DATA SHEET

FLOW CONTROL COMPANY LTD

ORDER POR00016
ITEM : 10.00 ÷ 10.05

CALOBRI FIG.: **D1F A105-F6HFS**
GLOBE VALVE S.150 O.S & Y SQUARE BOLTED BONNET REDUCED BORE FLANGED ENDS



LIST OF COMPONENT / MATERIAL SPECIFICATION		
001	HANDWHEEL	CARBON STEEL
002	WHEELNUT	CARBON STEEL
003	NAMEPLATE	ALLUMINIUM
004	YOKE NUT	ASTM A582 TYPE 416
005	GLAND NUT	ASTM A194 2H
006	GRAND FLANGE	ASTM A105
007	GLAND STUD	AISI 410
008	GLAND	ASTM A276 TYPE 410
009		
010	PACKING	GRAPHITE
011		
012	BOLTS	ASTM A193 B7
013	BONNET	ASTM A105
014	GASKET	316+GRAPHITE SPIRAL WOUND
015	STEM	ASTM A276 TYPE 410
016	SEAT	ASTM A276 TYPE 410+Stellite Gr.6
017	DISC	ASTM A182 F6
018	BODY	ASTM A105
019	YOKE RETAIN.NUT	ASTM A582 TYPE 416
020		

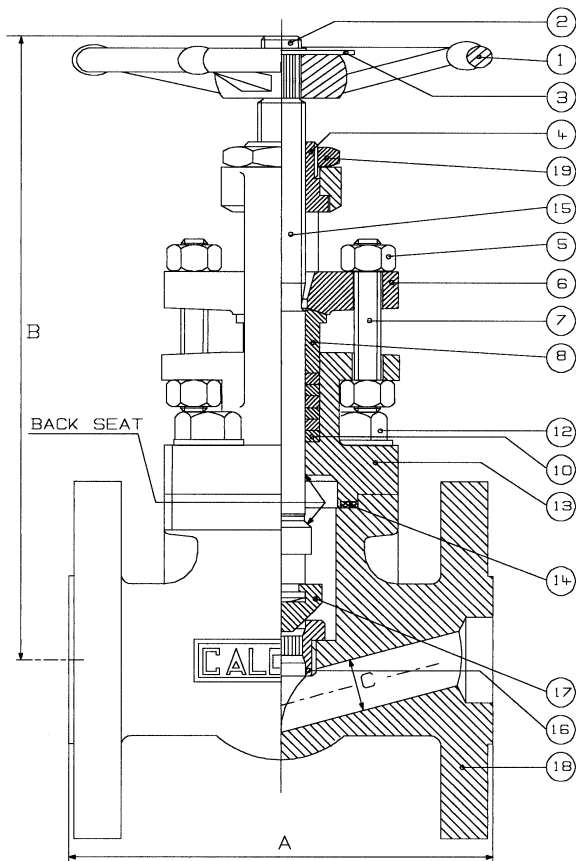
DIMENSION AND WEIGHT					
REDUCED BORE		A	B	C	Weight Kg.
Dn	Fig.n°	End to end	Centre to open	Bore Diam.	
-	D1F	108	170	9	3,4
15		118	197	13	4,0
20		127	205	17,5	5,7
25		-	-	-	-
32		165	248	29,5	10
40		203	257	35	17
50		-	-	-	-

VALVE DATA SHEET

FLOW CONTROL COMPANY LTD

ORDER POR00016
ITEM : 11.00 ÷ 11.05

CALOBRI FIG.: **D3F A105-F6HFS**
GLOBE VALVE S.300 O.S & Y BOLTED BONNET
REDUCED BORE FLANGED ENDS



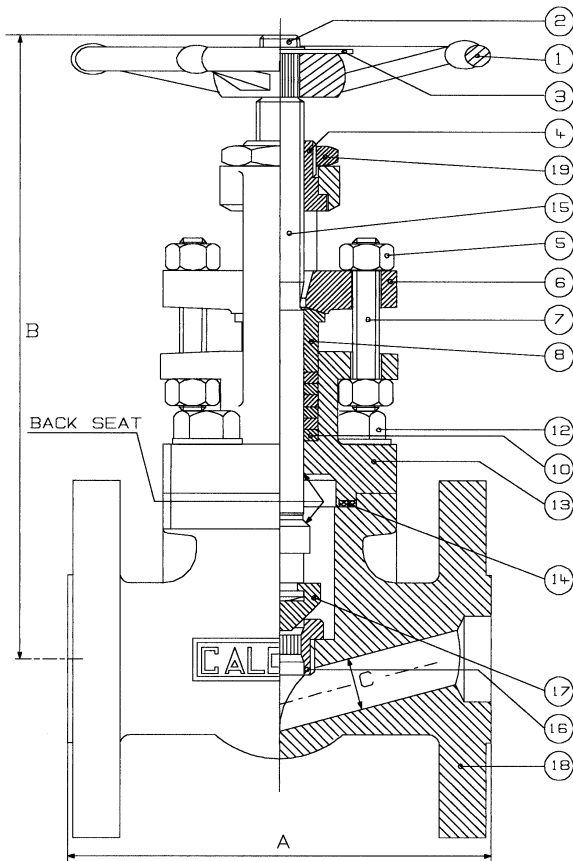
LIST OF COMPONENT / MATERIAL SPECIFICATION		
001	HANDWHEEL	CARBON STEEL
002	WHEELNUT	CARBON STEEL
003	NAMEPLATE	ALLUMINIUM
004	YOKE NUT	ASTM A582 TYPE 416
005	GLAND NUT	ASTM A194 2H
006	GRAND FLANGE	ASTM A105
007	GLAND STUD	AISI 410
008	GLAND	ASTM A276 TYPE 410
009		
010	PACKING	GRAPHITE
011		
012	BOLTS	ASTM A193 B7
013	BONNET	ASTM A105
014	GASKET	316+GRAPHITE SPIRAL WOUND
015	STEM	ASTM A276 TYPE 410
016	SEAT	ASTM A276 TYPE 410+Stellite Gr.'6
017	DISC	ASTM A182 F6
018	BODY	ASTM A105
019	YOKE RETAIN.NUT	ASTM A582 TYPE 416
020		

DIMENSION AND WEIGHT					
REDUCED BORE		A	B	C	Weight Kg.
Dn	Fig.n°	End to end	Centre to open	Bore Diam.	
-	D3F	153	148	9	4.0
15		178	165	13	5.0
20		203	180	17.5	11.0
25		-	-	-	-
32		229	248	29.5	14.0
40		267	257	35	20.5
50		-	-	-	-

VALVE DATA SHEET

FLOW CONTROL COMPANY LTD

ORDER POR00016
ITEM : 12.00 ÷ 12.05



CALOBRI FIG.: **D6F A105N/F6HFS**
GLOBE VALVE S.600 O.S & Y SQUARE BOLTED BONNET REDUCED BORE FLANGED ENDS

LIST OF COMPONENT / MATERIAL SPECIFICATION		
001	HANDWHEEL	CARBON STEEL
002	WHEELNUT	CARBON STEEL
003	NAMEPLATE	ALLUMINIUM
004	YOKE NUT	ASTM A582 TYPE 416
005	GLAND NUT	ASTM A194 2H
006	GRAND FLANGE	ASTM A105
007	GLAND STUD	AISI 410
008	GLAND	ASTM A276 TYPE 410
009		
010	PACKING	GRAPHITE
011		
012	BOLTS	ASTM A193 B7
013	BONNET	ASTM A105N
014	GASKET	316+GRAPHITE SPIRAL WOUND
015	STEM	ASTM A276 TYPE 410
016	SEAT	ASTM A276 TYPE 410+Stellite Gr.'6
017	DISC	ASTM A182 F6
018	BODY	ASTM A105N
019		
020		

DIMENSION AND WEIGHT					
REDUCED BORE		A	B	C	Weight Kg.
Dn	Fig.n°	End to end	Centre to open	Bore Diam.	
-	D6F				
15		165	148	10	4.5
20		191	165	13	5.5
25		216	180	18	7.6
32		-	-	-	-
40		241	248	30	15
50		292	257	35	21
-					